

## Alabama Community College System

Below are instructions on how students can install LockDown Browser on their personal devices:

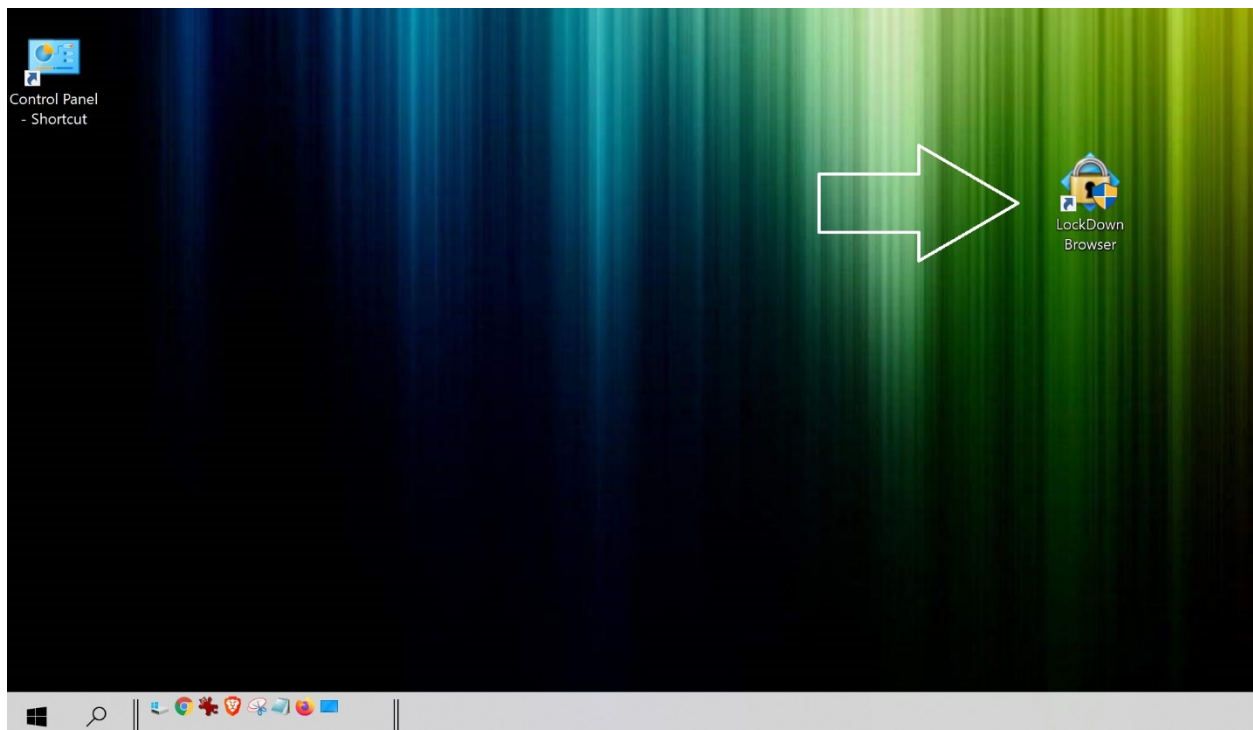
- 1) Windows computer/tablet: <https://www.youtube.com/watch?v=3LILF2j6Zw>
- 2) Mac: <https://www.youtube.com/watch?v=wW8kTxzaQB8>
- 3) iPad: <https://support.respondus.com/support/index.php?/Knowledgebase/Article/View/219/0/>
- 4) Chromebook: See below

\* Installation of LockDown Browser for Chromebook is as follows:

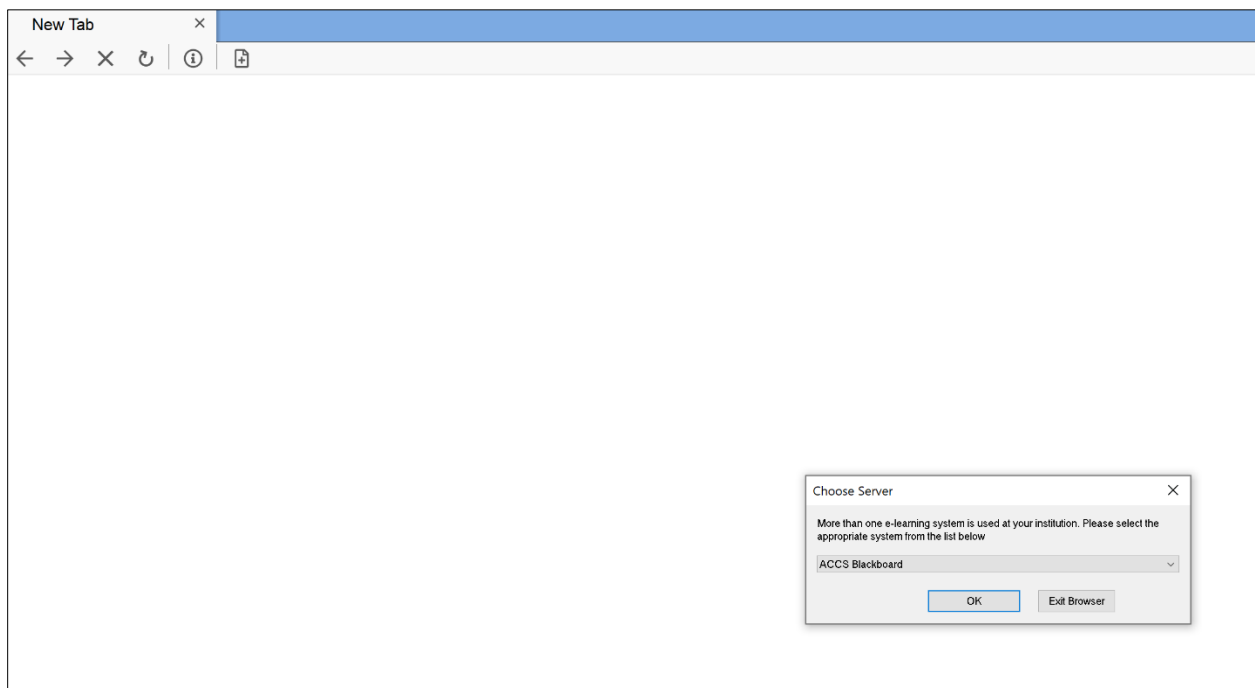
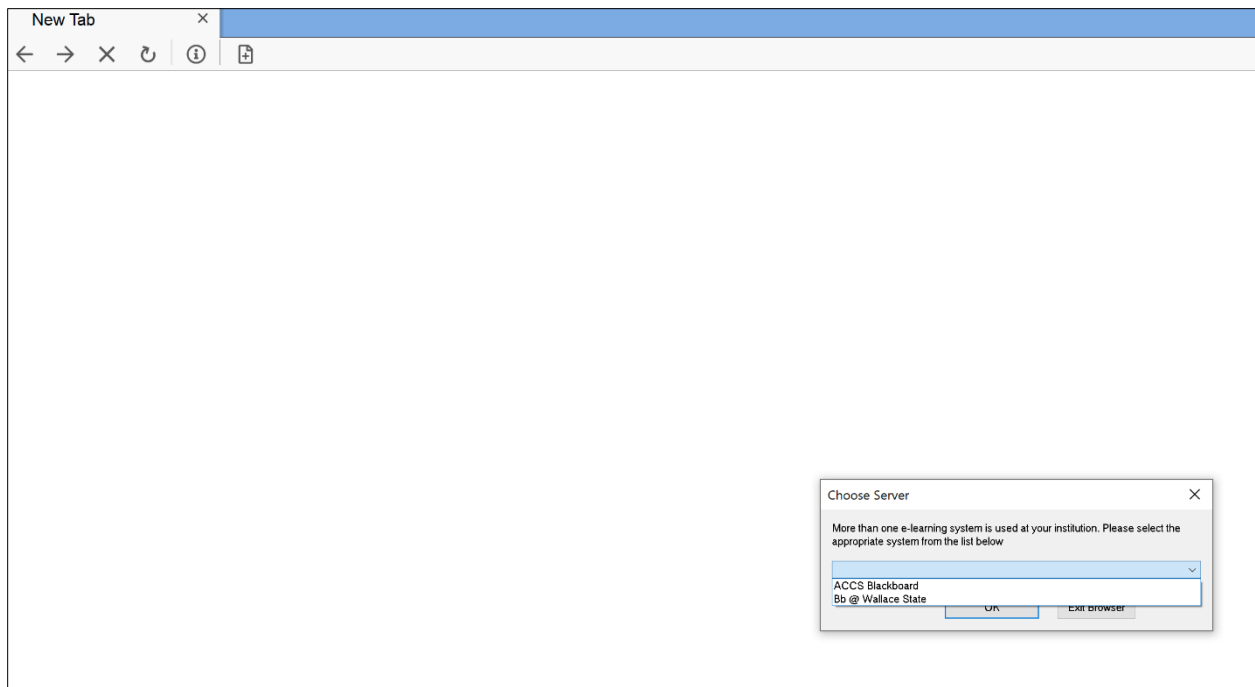
- Log into the Chromebook and start the Chrome browser
- Log into Blackboard as a student and navigate to the exam that requires LockDown Browser
- Select the link for downloading and installing LockDown Browser
- From the Chrome web store, select “Add to Chrome” to install the LockDown Browser Extension.
- Take quiz

---

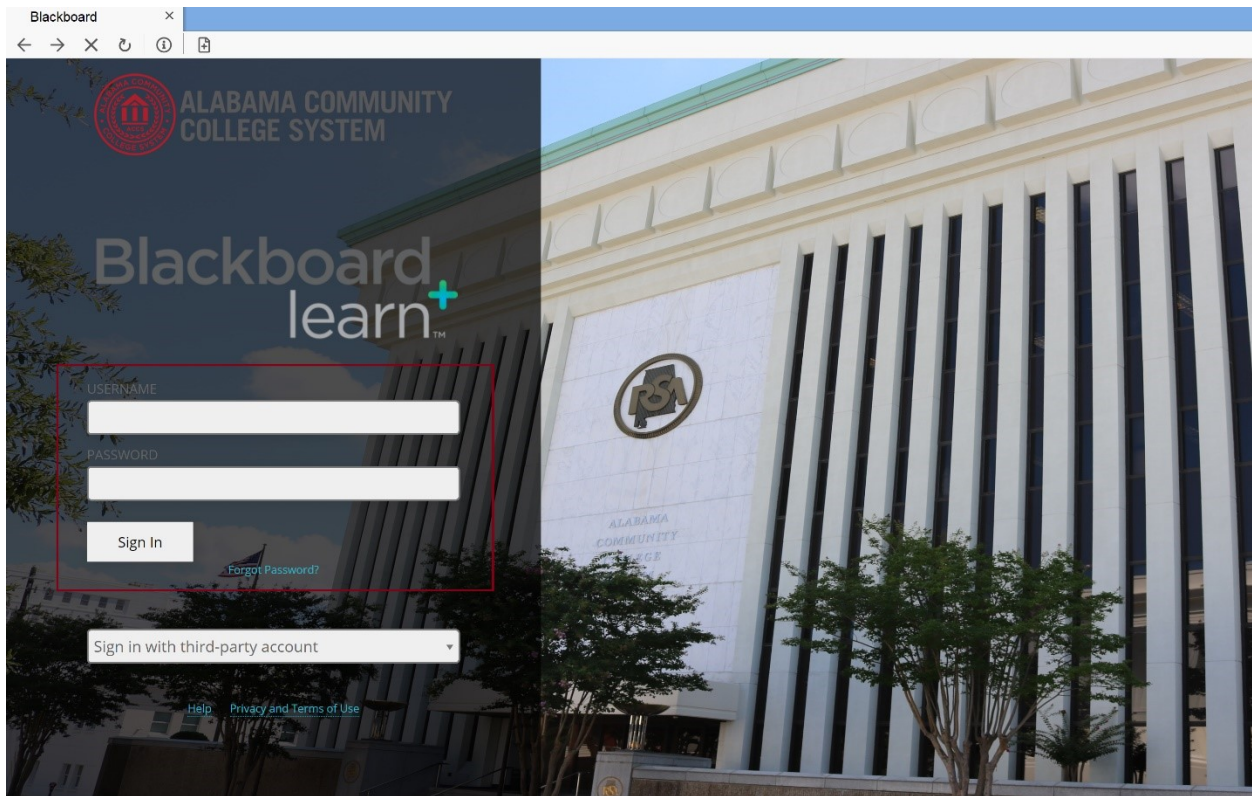
If you need to take a **Blackboard Learn “original course view”** exam, you’ll want to manually launch LockDown Browser from your Windows desktop icon. For Mac users, look in your applications folder for the “LockDown Browser” entry.



Once LockDown Browser opens, it will display a pull-down list. You’ll want to select “ACCS Blackboard.”

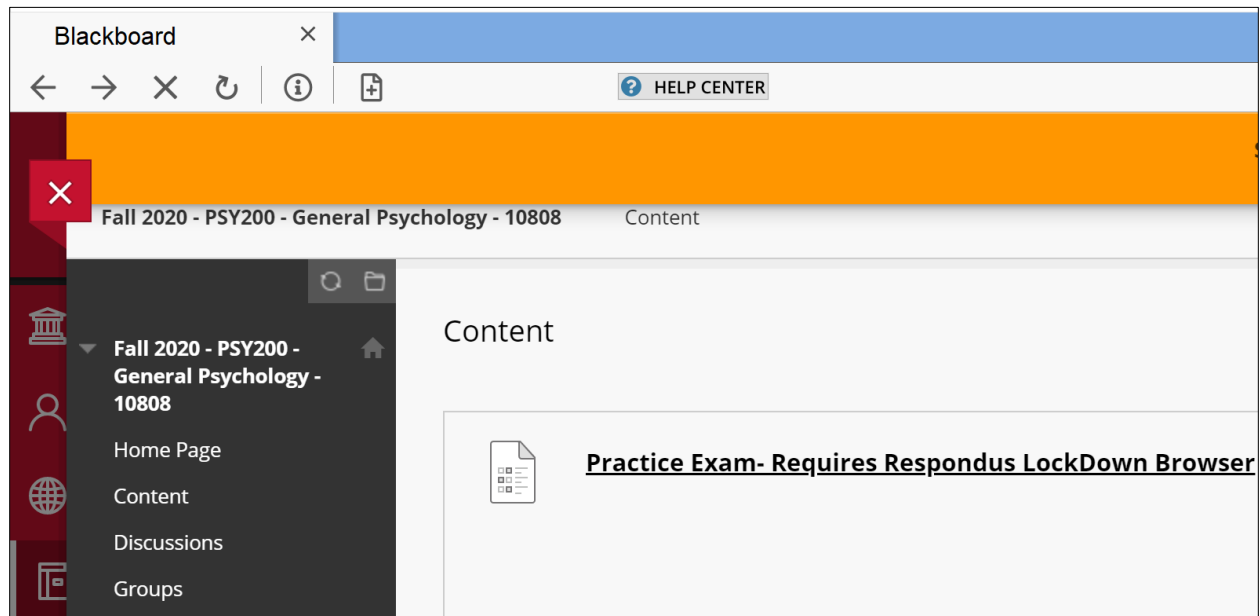


Then click the "OK" button.

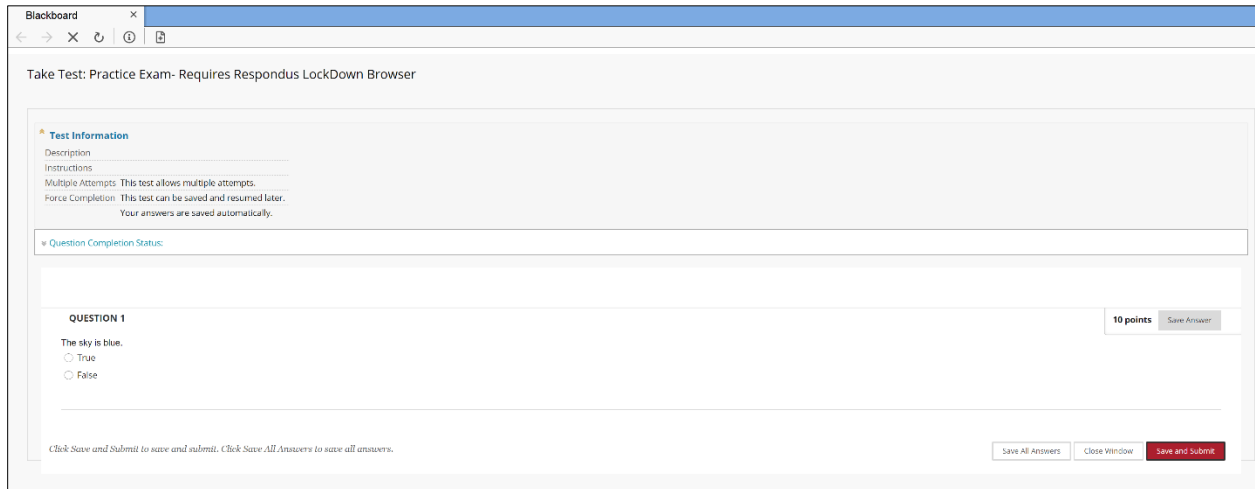
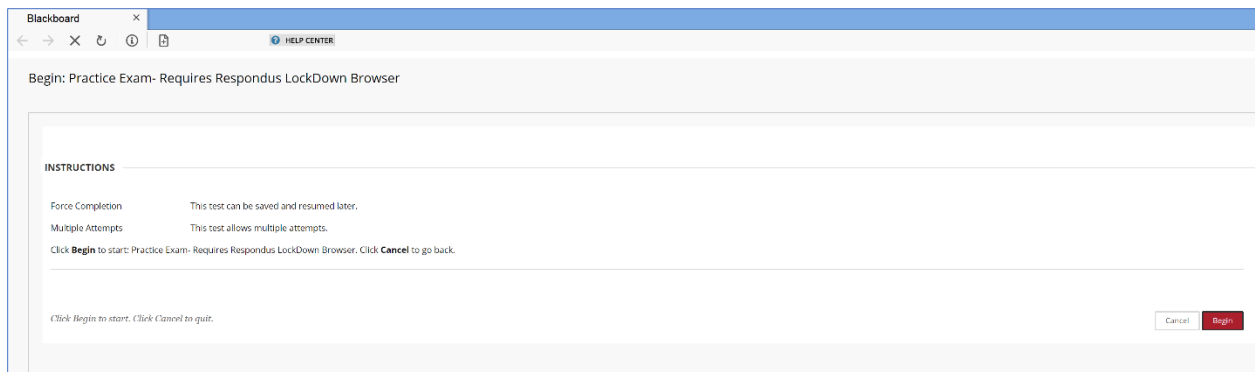


Use the “sign in with third party account” field to log in with your one college account.

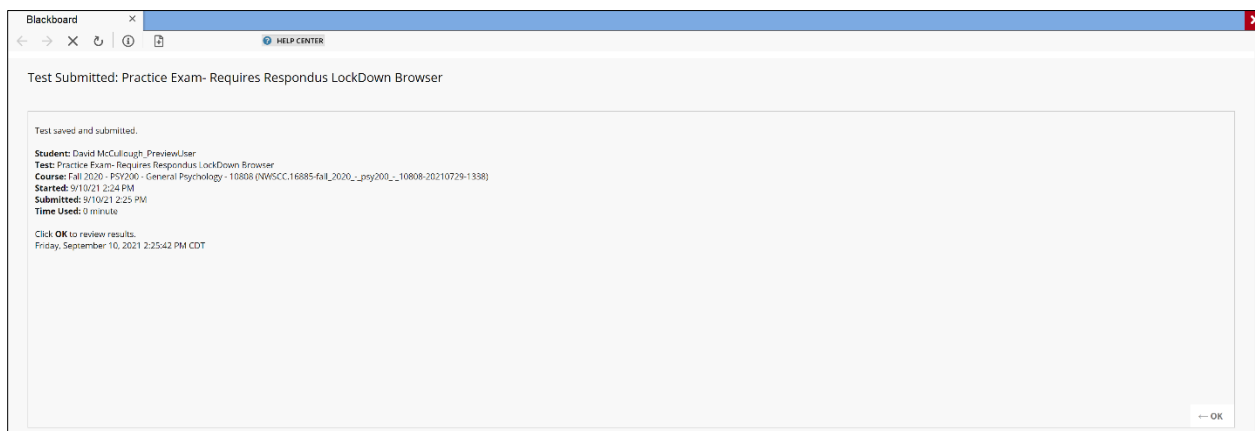
Navigate to your course, locate the relevant content area or module, and you should see the exam you need to take.



Click on the exam’s title, the “Begin” button and it will open up inside of LockDown Browser.



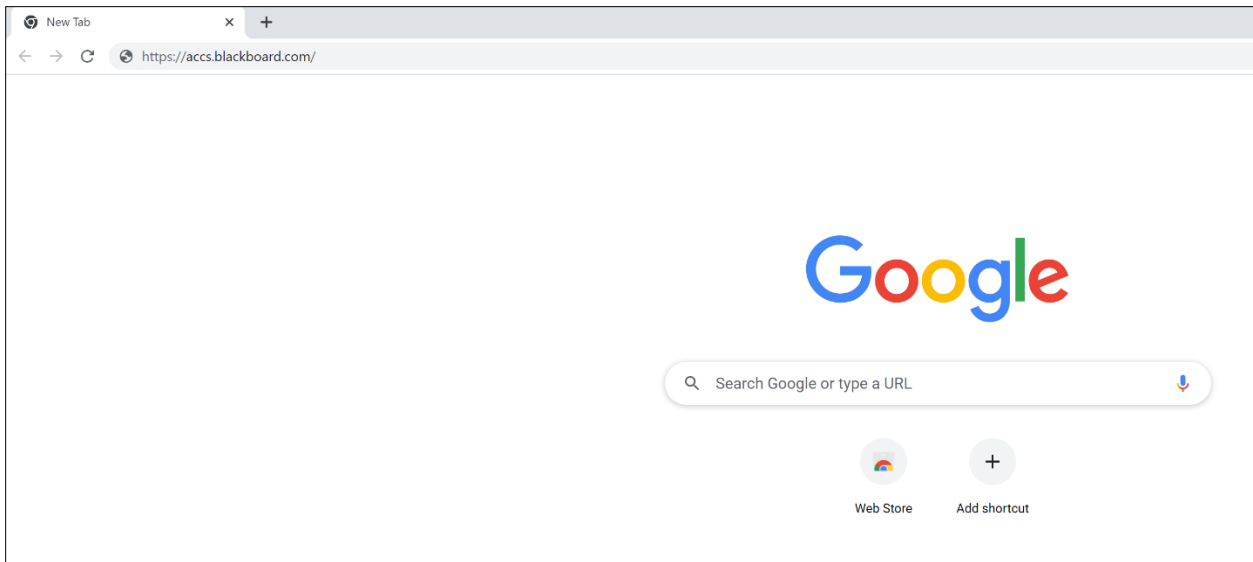
Once you submit the exam, you should be presented with a confirmation of the submission. Click the "OK" button in the lower right to exit.



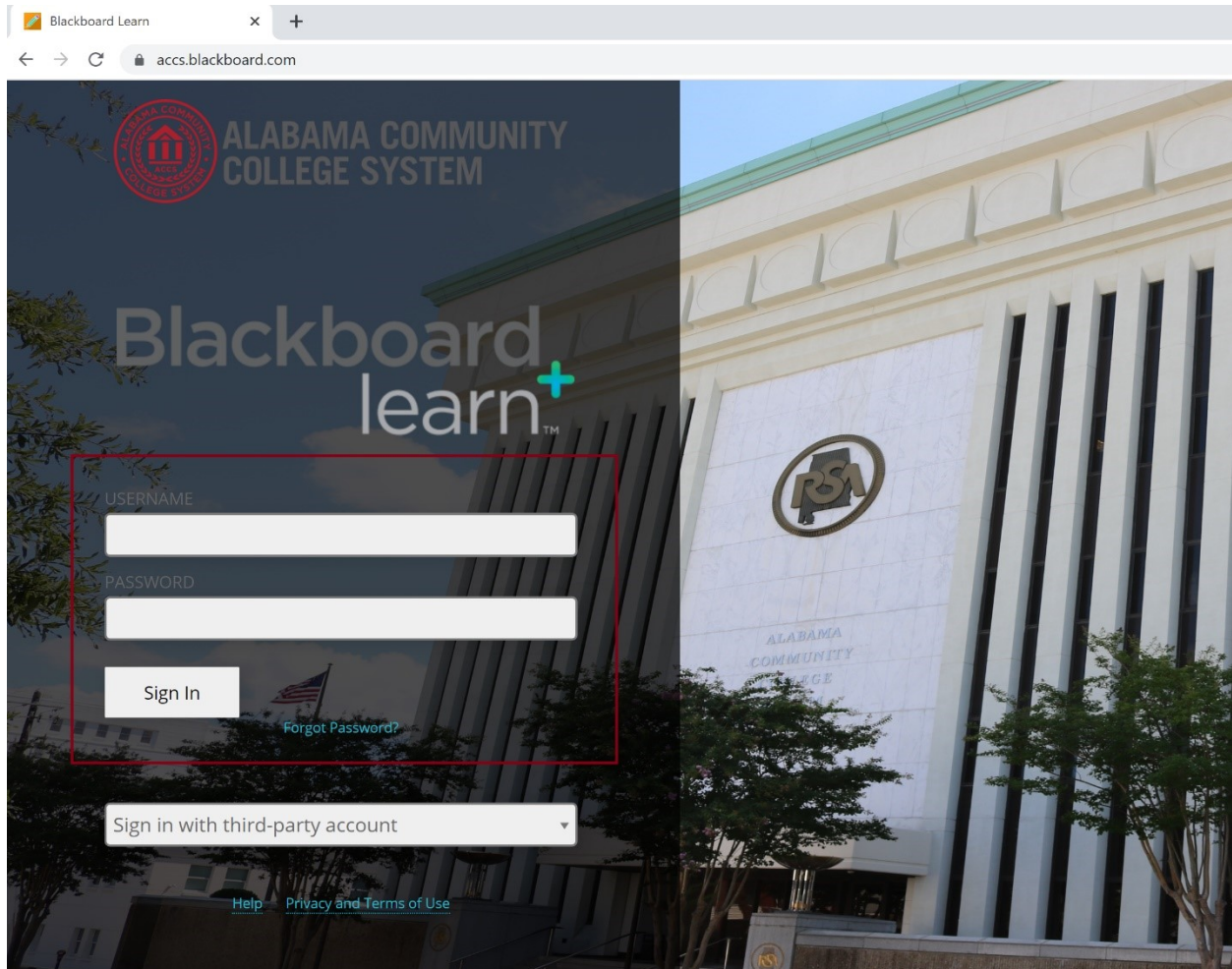
If you need to take a **Blackboard "Ultra"** exam, the process you need to follow is different.

Using the browser of your choice (Chrome, Firefox, etc.) navigate to this URL:

<https://accs.blackboard.com/>



LockDown Browser will open to the ACCS logon page. You can then log in using the supplied fields. If instructed to do so by your institution, you may need to alternatively use the “sign in with third party account” field.



Navigate to your course, then the relevant content area.

Welcome to Student Preview

NWSCC\_202210\_PSY\_200\_10808

## PSY 200 - General Psychology (10808)

Content Calendar Discussions Gradebook Messages

Multiple Instructors [View all](#)

### Details & Actions

- Roster [View everyone in your course](#)
- Blackboard Collaborate [Join session](#)
- Attendance [View your attendance](#)

### Course Content

- Practice Exam** Due date: 9/11/21, 12:00 AM | **Proctored**
- Important Note from your Instructor

Click on the exam's title, then click the "view assessment" button.

## Practice Exam

### Details & Information

- Assessment due date**  
9/11/21, 12:00 AM
- Attempts**  
Unlimited
- Assessment security**  
Respondus LockDown Browser  
You need Respondus LockDown Browser to complete this assessment  
[Download Respondus LockDown Browser—if not already installed](#)

### Grading

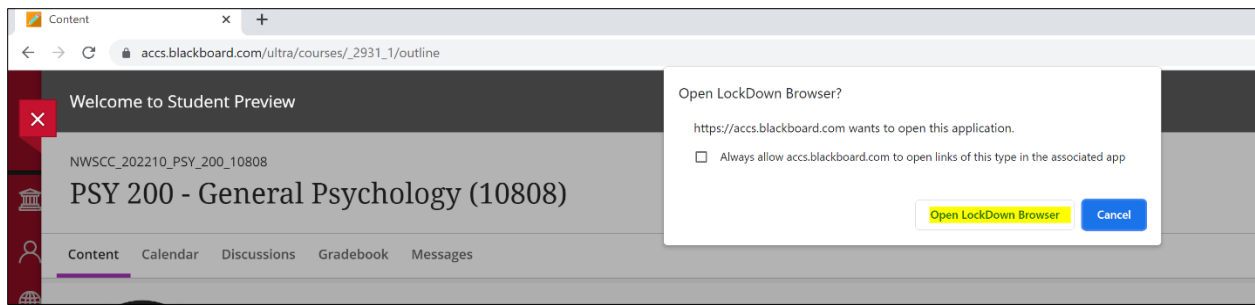
Maximum points	10 points
<small>Draft saved on 9/10/21, 12:39 PM</small>	

### Additional Information

After you submit an attempt, refresh the Details & Information panel to view updates

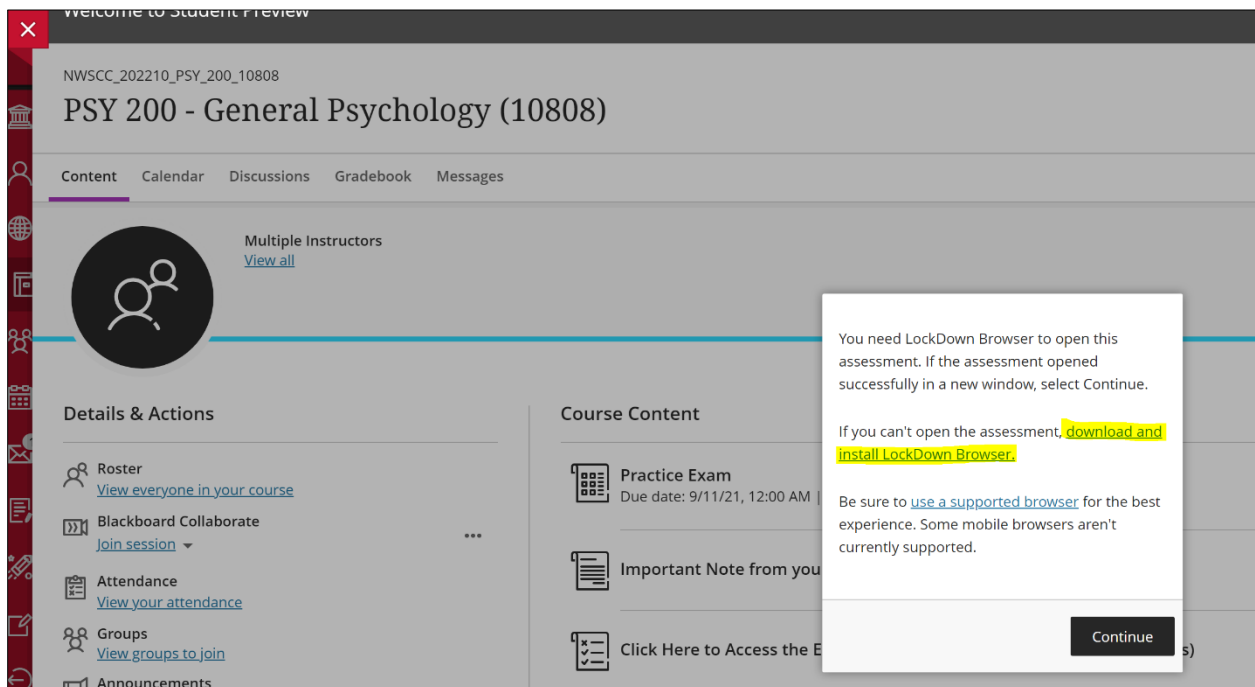
[View assessment](#)

If LockDown Browser is installed on your computer, you then may encounter a pop-up window asking permission to open the exam in LockDown Browser.



Click the “Open LockDown Browser” button. You may also desire to first click the “always allow...” box. This will prevent you from seeing the pop-up box again.

If you don’t yet have LockDown Browser installed, you’ll encounter a message asking you to download the browser. Click on the provided link to download the package.



Be sure to run the installer, once the download is finished. This is what installs LockDown Browser to your computer.

The exam should then open up inside of LockDown Browser. Click the “submit” button once done.

Blackboard

PSY 200 - General Psychology (10808)

## Practice Exam

**Test Content**

**Question 1** 10 Points

The sky is blue

A True

B False

---

**Additional content**

You can add text, images, and files here.

**Details & Information**

**Assessment due date**  
9/11/21, 12:00 AM (MST)

**Attempts**  
Unlimited

**Assessment security**  
Respondus LockDown Browser

**Grading**

Maximum points	10 points
----------------	-----------

**Additional Information**  
Refresh the assessment to view updated details after you submit an attempt.


Submit

LockDown Browser will shut down, and you'll be back in your course.




NWSCC\_202210\_PSY\_200\_10808

## PSY 200 - General Psychology (10808)




Content Calendar Discussions Gradebook Messages

 Multiple Instructors  
[View all](#)

**Details & Actions**

-  Roster  
[View everyone in your course](#)
-  Blackboard Collaborate  
[Join session](#) ...
-  Attendance  
[View your attendance](#)

**Course Content**

-  Practice Exam  
Due date: 9/11/21, 12:00 AM |  Proctored
-  Important Note from your Instructor